

Using FMIS for Data-Driven Decisions

CAMILLA TAUFIC

MEMA BOARD MEMBER

CITY AND COUNTY OF SAN FRANCISCO,
FLEET BUSINESS MANAGER



Fleet Management Information System

- Collates data to help fleet managers make decisions
 - Work orders
 - Fuel
 - Storeroom inventory
 - Fleet inventory
 - Telematics
- Companies could include
 - Fleetio
 - Assetworks
 - Samsara
 - Geotab
 - Verizon Connect
 - Motive



How can it help?

- Operational efficiency
- Lifecycle and replacement planning
- Maintenance and asset health decisions
- Budgeting and financial controls
- Inventory and procurement
- Driver and workforce management



What to consider

- 1) What you're trying to solve
- 2) What you're going to do with the information
- 3) How you communicate it to stakeholders
- 4) Is there any data you're leaving on the table

A solid blue vertical bar is positioned on the left side of the slide, extending from the top to the bottom.

Cost

Rightsizing

- Utilization
 - Setting utilization rates
 - Tracking utilization
 - Communication

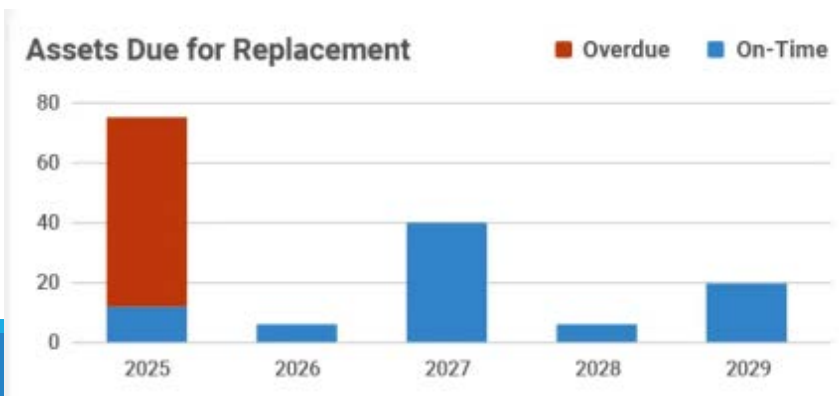
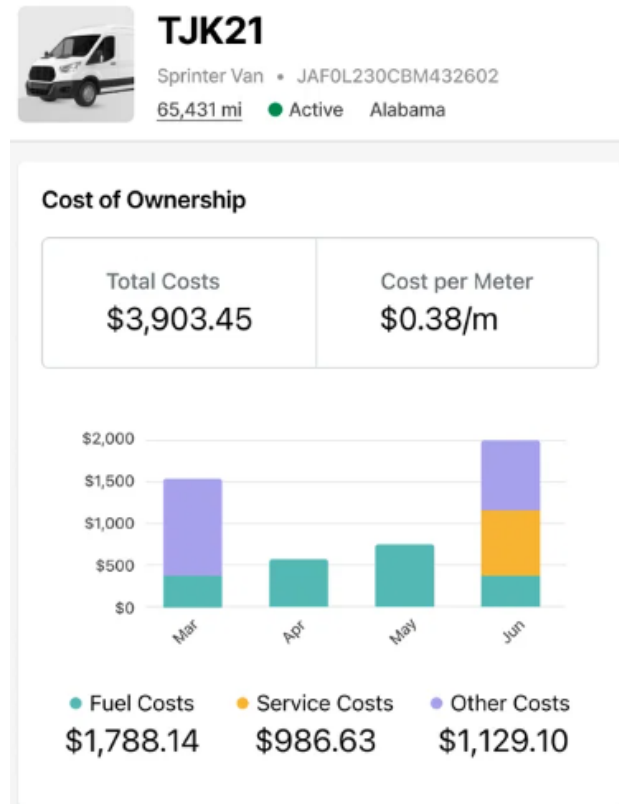
- Reassignment

- Disposal

Least Utilized Vehicles						
	Vehicle	Days Driven	Vehicle	Drive Time	Vehicle	Distance
1	312y549	0	75500011	0:00:00	72501579	0.00
2	75500011	0	72501579	0:00:00	312y549	0.00
3	45000194	0	312y549	0:00:00	75500011	0.00
4	72501579	0	45000194	0:00:00	45000194	0.00
5	14500068	0	14500009	0:00:00	141117	0.00
6	14500072	0	14500351	0:00:00	14500009	0.00
7	GA6VACDNXH7N	0	14500012	0:00:00	14500068	0.00
8	14500075	0	14500068	0:00:00	14500351	0.00
9	11100006	0	14500072	0:00:00	14500072	0.00
10	14500076	0	GA6VACDNXH7N	0:00:00	GA6VACDNXH7N	0.00

Lifecycle & Replacement Planning

- Optimal replacement timing for each asset
- Forecasting capital budget needs
- Total cost of ownership calculations



Fuel Spending

- Analyze fuel consumption, idling, and operating cost trends.
- Tracking and predicting fuel spend
- Comparing internal shop costs vs. sublet costs



Safety and Human Resources

- Safe driving
- Determining training or coaching needs



Efficiency

Maintenance and Asset Health

- Maintenance prioritization and scheduling
 - Diagnostic codes
- Repair or retirement
 - Maintenance history

Faults 🔍

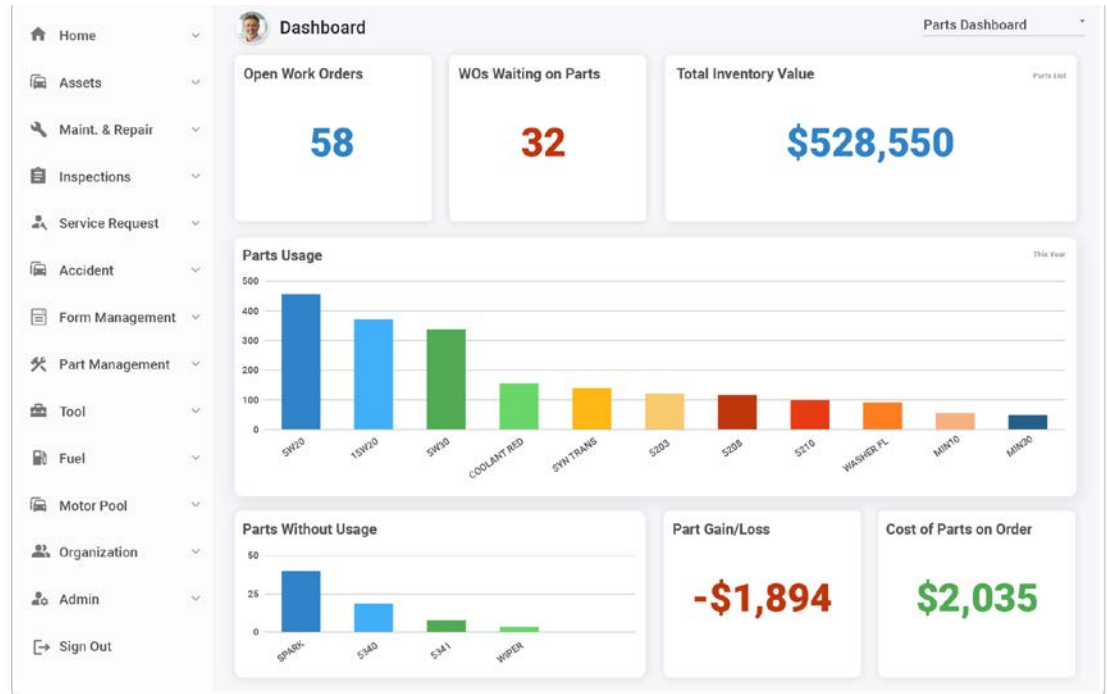
Groups	Assets	Today	Telematics device 1	Filters
<input type="checkbox"/> Asset	Fault Code	Fault		
<input type="checkbox"/> 11100017 ADP Adult Probation, FLEET-GC92...	168	Vehicle warning light is on		
<input type="checkbox"/> 11100017 ADP Adult Probation, FLEET-GC92...	583	TPMS sensor fault - front left		
<input type="checkbox"/> 11100017 ADP Adult Probation, FLEET-GC92...	584	TPMS sensor fault - front right		
<input type="checkbox"/> 11100017 ADP Adult Probation, FLEET-GC92...	585	TPMS sensor fault - rear left		
<input type="checkbox"/> 11700004 Manually Classified Powertrain, Ga...	135	Warning: Vehicle battery has low voltage		

Longest Average Downtime >

14500202	20.8 days >
74500423	13.7 days >
145315	13 days >
63100009	11.7 days >
65100586	9.8 days >

Procurement and Parts

- Tracking parts costs over time
- Tracking materials and supplies usage
- Determining out of date parts
- Total spend on specific parts, brands, or vendors



Thank you!